

# 30kV POWER CABLES N2XSY



## CONSTRUCTION:

Stranded and compacted copper conductor, inner semi conductor, XLPE insulation, outer semi conductor, Water blocking semi conducting tape, copper wire screen plus copper tape applied helically, polyester tape, PVC outer sheath

## ABBREVIATION:

Cu/SC/XLPE/SC/WBSCT/CWS/PET/PVC

## STANDARD:

IEC 60502-2, IEC 60228, IEC 60332

## DIMENSIONAL AND MECHANICAL DATA:

Number of cores x cross section / Screen cross section	Conductor diameter	Insulation thickness	Diameter over insulation	Outer sheath thickness	Overall diameter
No.xmm <sup>2</sup>	mm	mm	mm	mm	mm
1x50 RM/16	8.2	8	25.6	2	33
1x70 RM/16	9.9	8	27.5	2.1	34.7
1x95 RM/16	11.2	8	28.6	2.1	36
1x120 RM/16	12.7	8	30.1	2.2	38
1x150 RM/25	14.3	8	31.7	2.2	40
1x185 RM/25	16	8	33.5	2.3	41.5
1x240 RM/25	18.4	8	36	2.4	44.5
1x300 RM/25	20.5	8	38	2.5	46.5
1x400 RM/35	23.3	8	41	2.6	50
1x500 RM/35	26.5	8	45	2.7	55
1x630 RM/50	30.2	8	48.6	2.9	59

## ELECTRICAL DATA:

Number of cores x cross section / Screen cross section	Max. DC resistance of conductor at 20°C	Max. AC resistance of conductor at 90°C		Reactance		Capacitance
		Trefoil	Flat	Trefoil	Flat	
No.xmm <sup>2</sup>	Ω/km	Ω/km	Ω/km	Ω/km	Ω/km	μF/km
1x50 RM/16	0.387	0.496	0.508	0.137	0.195	0.130
1x70 RM/16	0.268	0.345	0.355	0.130	0.188	0.145
1x95 RM/16	0.193	0.249	0.259	0.125	0.183	0.156
1x120 RM/16	0.153	0.198	0.208	0.121	0.180	0.168
1x150 RM/25	0.124	0.163	0.177	0.118	0.176	0.182
1x185 RM/25	0.0991	0.131	0.145	0.114	0.172	0.196
1x240 RM/25	0.0754	0.101	0.114	0.110	0.168	0.216
1x300 RM/25	0.0601	0.0823	0.0944	0.107	0.165	0.233
1x400 RM/35	0.0470	0.0677	0.0831	0.103	0.161	0.256
1x500 RM/35	0.0366	0.0552	0.0695	0.100	0.158	0.290
1x630 RM/50	0.0283	0.0426	0.0537	0.096	0.155	0.317

Current ratings: see current ratings page 85

Max. conductor temperature in continuous operation: 90°C

Max. conductor temperature in short circuit: 250°C

These cables also available with PE, halogen free and low smoke, chemical resistant, low smoke PVC, anti rodent and anti termite over sheath.

Technical data : see page 127

# 30kV POWER CABLES N2XSYRY



## CONSTRUCTION:

Stranded and compacted copper conductor, inner semi conductor, XLPE insulation, outer semi conductor, Water blocking semi conducting tape, copper wire screen plus copper tape applied helically, polyester tape PVC inner sheath, Aluminum wire armor, PVC outer sheath

## ABBREVIATION:

Cu/SC/XLPE/SC/WBSCT/CWS/PET/PVC/AWA/PVC

## STANDARD:

IEC 60502-2, IEC 60228, IEC 60332

## DIMENSIONAL AND MECHANICAL DATA:

Number of cores x cross section / Screen cross section	Conductor diameter	Insulation thickness	Diameter over insulation	Armor wire diameter	Outer sheath thickness	Overall diameter
No.xmm <sup>2</sup>	mm	mm	mm	mm	mm	mm
1x50 RM/16	8.2	8	25.6	2	2.2	40
1x70 RM/16	9.9	8	27.5	2	2.3	41.5
1x95 RM/16	11.2	8	28.6	2	2.3	43
1x120 RM/16	12.7	8	30.1	2.5	2.4	46
1x150 RM/25	14.3	8	31.7	2.5	2.5	48
1x185 RM/25	16	8	33.5	2.5	2.6	50
1x240 RM/25	18.4	8	36	2.5	2.7	53
1x300 RM/25	20.5	8	38	2.5	2.7	55
1x400 RM/35	23.3	8	41	2.5	2.8	58
1x500 RM/35	26.5	8	45	2.5	3	63.5
1x630 RM/50	30.2	8	48.6	3.15	3.2	68.5

## ELECTRICAL DATA:

Number of cores x cross section / Screen cross section	Max. DC resistance of conductor at 20°C	Max. AC resistance of conductor at 90°C		Reactance		Capacitance
		Trefoil	Flat	Trefoil	Flat	
No.xmm <sup>2</sup>	Ω/km	Ω/km	Ω/km	Ω/km	Ω/km	μF/km
1x50 RM/16	0.387	0.496	0.508	0.148	0.206	0.130
1x70 RM/16	0.268	0.345	0.355	0.141	0.199	0.145
1x95 RM/16	0.193	0.249	0.259	0.136	0.194	0.156
1x120 RM/16	0.153	0.198	0.208	0.133	0.191	0.168
1x150 RM/25	0.124	0.163	0.177	0.129	0.187	0.182
1x185 RM/25	0.0991	0.131	0.145	0.126	0.184	0.196
1x240 RM/25	0.0754	0.101	0.114	0.121	0.179	0.216
1x300 RM/25	0.0601	0.0823	0.0944	0.117	0.175	0.233
1x400 RM/35	0.0470	0.0677	0.0831	0.113	0.171	0.256
1x500 RM/35	0.0366	0.0552	0.0695	0.110	0.168	0.290
1x630 RM/50	0.0283	0.0426	0.0537	0.106	0.164	0.317

Current ratings: see current ratings page 85

Max. conductor temperature in continuous operation: 90°C

Max. conductor temperature in short circuit: 250°C

These cables also available with PE, halogen free and low smoke, chemical resistant, low smoke PVC, anti rodent and anti termite over sheath.

Technical data : see page 127

# 30kV POWER CABLES N2XSYBY



## CONSTRUCTION:

Stranded and compacted copper conductor, inner semi conductor, XLPE insulation, outer semi conductor, Water blocking semi conducting tape, copper wire screen plus copper tape applied helically, polyester tape, PVC inner sheath, Aluminum tape armor, PVC outer sheath

## ABBREVIATION:

Cu/SC/XLPE/SC/WBSCT/CWS/PET/PVC/ATA/PVC

## STANDARD:

IEC 60502-2, IEC 60228, IEC 60332

## DIMENSIONAL AND MECHANICAL DATA:

Number of cores x cross section / Screen cross section	Conductor diameter	Insulation thickness	Diameter over insulation	Armor tape thickness	Outer sheath thickness	Overall diameter
No.xmm <sup>2</sup>	mm	mm	mm	mm	mm	mm
1x50 RM/16	8.2	8	25.6	0.5	2.2	37.5
1x70 RM/16	9.9	8	27.5	0.5	2.2	39.5
1x95 RM/16	11.2	8	28.6	0.5	2.3	41
1x120 RM/16	12.7	8	30.1	0.5	2.3	42.5
1x150 RM/25	14.3	8	31.7	0.5	2.4	45
1x185 RM/25	16	8	33.5	0.5	2.5	46.6
1x240 RM/25	18.4	8	36	0.5	2.5	49.5
1x300 RM/25	20.5	8	38	0.5	2.6	51.5
1x400 RM/35	23.3	8	41	0.5	2.7	55
1x500 RM/35	26.5	8	45	0.5	2.8	58.5
1x630 RM/50	30.2	8	48.6	0.5	3	62.5

## ELECTRICAL DATA:

Number of cores x cross section / Screen cross section	Max. DC resistance of conductor at 20°C	Max. AC resistance of conductor at 90°C		Reactance		Capacitance
		Trefoil	Flat	Trefoil	Flat	
No.xmm <sup>2</sup>	Ω/km	Ω/km	Ω/km	Ω/km	Ω/km	μF/km
1x50 RM/16	0.387	0.496	0.508	0.145	0.203	0.130
1x70 RM/16	0.268	0.345	0.355	0.137	0.195	0.145
1x95 RM/16	0.193	0.249	0.259	0.133	0.191	0.156
1x120 RM/16	0.153	0.198	0.208	0.129	0.187	0.168
1x150 RM/25	0.124	0.163	0.177	0.125	0.183	0.182
1x185 RM/25	0.0991	0.131	0.145	0.121	0.179	0.196
1x240 RM/25	0.0754	0.101	0.114	0.116	0.174	0.216
1x300 RM/25	0.0601	0.0823	0.0944	0.113	0.171	0.233
1x400 RM/35	0.0470	0.0677	0.0831	0.109	0.167	0.256
1x500 RM/35	0.0366	0.0552	0.0695	0.106	0.164	0.290
1x630 RM/50	0.0283	0.0426	0.0537	0.102	0.160	0.317

Current ratings: see current ratings page 85

Max. conductor temperature in continuous operation: 90°C

Max. conductor temperature in short circuit: 250°C

These cables also available with PE, halogen free and low smoke, chemical resistant, low smoke PVC, anti rodent and anti termite over sheath.

Technical data : see page 127

# 30kV POWER CABLES NA2XSY



## CONSTRUCTION:

Stranded and compacted aluminum conductor, inner semi conductor, XLPE insulation, outer semi conductor, Water blocking semi conducting tape, copper wire screen plus copper tape applied helically, polyester tape, PVC outer sheath

## ABBREVIATION:

AL/SC/XLPE/SC/WBSCT/CWS/PET/PVC

## STANDARD:

IEC 60502-2, IEC 60228, IEC 60332

## DIMENSIONAL AND MECHANICAL DATA:

Number of cores x cross section / Screen cross section	Conductor diameter	Insulation thickness	Diameter over insulation	Outer sheath thickness	Overall diameter
No.xmm <sup>2</sup>	mm	mm	mm	mm	mm
1x50 RM/16	8.2	8	25.6	2	33
1x70 RM/16	9.9	8	27.5	2.1	34.7
1x95 RM/16	11.2	8	28.6	2.1	36
1x120 RM/16	12.7	8	30.1	2.2	37.7
1x150 RM/25	14.3	8	31.7	2.2	39.7
1x185 RM/25	16	8	33.5	2.3	41.5
1x240 RM/25	18.4	8	36	2.4	44.5
1x300 RM/25	20.5	8	38	2.5	46.5
1x400 RM/35	23.3	8	41	2.6	50
1x500 RM/35	26.5	8	45	2.7	55
1x630 RM/50	30.2	8	48.6	2.9	59

## ELECTRICAL DATA:

Number of cores x cross section / Screen cross section	Max. DC resistance of conductor at 20°C	Max. AC resistance of conductor at 90°C		Reactance		Capacitance
		Trefoil	Flat	Trefoil	Flat	
No.xmm <sup>2</sup>	Ω/km	Ω/km	Ω/km	Ω/km	Ω/km	μF/km
1x50 RM/16	0.641	0.825	0.836	0.137	0.195	0.130
1x70 RM/16	0.443	0.571	0.582	0.130	0.188	0.145
1x95 RM/16	0.320	0.413	0.423	0.125	0.183	0.156
1x120 RM/16	0.253	0.327	0.337	0.121	0.180	0.168
1x150 RM/25	0.206	0.269	0.283	0.118	0.176	0.182
1x185 RM/25	0.164	0.215	0.229	0.114	0.172	0.196
1x240 RM/25	0.125	0.165	0.178	0.110	0.168	0.216
1x300 RM/25	0.100	0.133	0.146	0.107	0.165	0.233
1x400 RM/35	0.0778	0.106	0.122	0.103	0.161	0.256
1x500 RM/35	0.0605	0.0849	0.0997	0.100	0.158	0.290
1x630 RM/50	0.0469	0.0658	0.0773	0.096	0.155	0.317

Current ratings: see current ratings page 85

Max. conductor temperature in continuous operation: 90°C

Max. conductor temperature in short circuit: 250°C

These cables also available with PE, halogen free and low smoke, chemical resistant, low smoke PVC, anti rodent and anti termite over sheath.

Technical data : see page 127

# 30kV POWER CABLES NA2XSYRY



## CONSTRUCTION:

Stranded and compacted aluminum conductor, inner semi conductor, XLPE insulation, outer semi conductor, Water blocking semi conducting tape, copper wire screen plus copper tape applied helically, polyester tape, PVC inner sheath, Aluminum wire armor, PVC outer sheath

## ABBREVIATION:

AL/SC/XLPE/SC/WBSCT/CWS/PET/PVC/AWA/PVC

## STANDARD:

IEC 60502-2, IEC 60228, IEC 60332

## DIMENSIONAL AND MECHANICAL DATA:

Number of cores x cross section / Screen cross section	Conductor diameter	Insulation thickness	Diameter over insulation	Armor wire diameter	Outer sheath thickness	Overall diameter
No.xmm <sup>2</sup>	mm	mm	mm	mm	mm	mm
1x50 RM/16	8.2	8	25.6	2	2.2	40
1x70 RM/16	9.9	8	27.5	2	2.3	41.5
1x95 RM/16	11.2	8	28.6	2	2.3	43
1x120 RM/16	12.7	8	30.1	2.5	2.4	46
1x150 RM/25	14.3	8	31.7	2.5	2.5	48
1x185 RM/25	16	8	33.5	2.5	2.6	50
1x240 RM/25	18.4	8	36	2.5	2.7	53
1x300 RM/25	20.5	8	38	2.5	2.7	55
1x400 RM/35	23.3	8	41	2.5	2.8	58
1x500 RM/35	26.5	8	45	2.5	3	63.5
1x630 RM/50	30.2	8	48.6	3.15	3.2	68.5

## ELECTRICAL DATA:

Number of cores x cross section / Screen cross section	Max. DC resistance of conductor at 20°C	Max. AC resistance of conductor at 90°C		Reactance		Capacitance
		Trefoil	Flat	Trefoil	Flat	
No.xmm <sup>2</sup>	Ω/km	Ω/km	Ω/km	Ω/km	Ω/km	μF/km
1x50 RM/16	0.641	0.825	0.836	0.148	0.206	0.130
1x70 RM/16	0.443	0.571	0.582	0.141	0.199	0.145
1x95 RM/16	0.320	0.413	0.423	0.136	0.194	0.156
1x120 RM/16	0.253	0.327	0.337	0.133	0.191	0.168
1x150 RM/25	0.206	0.269	0.283	0.129	0.187	0.182
1x185 RM/25	0.164	0.215	0.229	0.126	0.184	0.196
1x240 RM/25	0.125	0.165	0.178	0.121	0.179	0.216
1x300 RM/25	0.100	0.133	0.146	0.117	0.175	0.233
1x400 RM/35	0.0778	0.106	0.122	0.113	0.171	0.256
1x500 RM/35	0.0605	0.0849	0.0997	0.110	0.168	0.290
1x630 RM/50	0.0469	0.0658	0.0773	0.106	0.164	0.317

Current ratings: see current ratings page 85


Max. conductor temperature in continuous operation: 90°C

Max. conductor temperature in short circuit: 250°C

These cables also available with PE, halogen free and low smoke, chemical resistant, low smoke PVC, anti rodent and anti termite over sheath.

Technical data : see page 127

# 30kV POWER CABLES NA2XSZYBY



## CONSTRUCTION:

Stranded and compacted aluminum conductor, inner semi conductor, XLPE insulation, outer semi conductor, Water blocking semi conducting tape, copper wire screen plus copper tape applied helically, polyester tape, PVC inner sheath, Aluminum tape armor, PVC outer sheath

## ABBREVIATION:

AL/SC/XLPE/SC/WBSCT/CWS/PET/PVC/ATA/PVC

## STANDARD:

IEC 60502-2, IEC 60228, IEC 60332

## DIMENSIONAL AND MECHANICAL DATA:

Number of cores x cross section / Screen cross section	Conductor diameter	Insulation thickness	Diameter over insulation	Armor tape thickness	Outer sheath thickness	Overall diameter
No.xmm <sup>2</sup>	mm	mm	mm	mm	mm	mm
1x50 RM/16	8.2	8	25.6	0.5	2.2	37.6
1x70 RM/16	9.9	8	27.5	0.5	2.2	39.5
1x95 RM/16	11.2	8	28.6	0.5	2.3	41
1x120 RM/16	12.7	8	30.1	0.5	2.3	42.5
1x150 RM/25	14.3	8	31.7	0.5	2.4	45
1x185 RM/25	16	8	33.5	0.5	2.5	46.6
1x240 RM/25	18.4	8	36	0.5	2.5	49.5
1x300 RM/25	20.5	8	38	0.5	2.6	51.5
1x400 RM/35	23.3	8	41	0.5	2.7	55
1x500 RM/35	26.5	8	45	0.5	2.8	58.5
1x630 RM/50	30.2	8	48.6	0.5	3	62.5

## ELECTRICAL DATA:

Number of cores x cross section / Screen cross section	Max. DC resistance of conductor at 20°C	Max. AC resistance of conductor at 90°C		Reactance		Capacitance
		Trefoil	Flat	Trefoil	Flat	
No.xmm <sup>2</sup>	Ω/km	Ω/km	Ω/km	Ω/km	Ω/km	μF/km
1x50 RM/16	0.641	0.825	0.836	0.145	0.203	0.130
1x70 RM/16	0.443	0.571	0.582	0.137	0.195	0.145
1x95 RM/16	0.320	0.413	0.423	0.133	0.191	0.156
1x120 RM/16	0.253	0.327	0.337	0.129	0.187	0.168
1x150 RM/25	0.206	0.269	0.283	0.125	0.183	0.182
1x185 RM/25	0.164	0.215	0.229	0.121	0.179	0.196
1x240 RM/25	0.125	0.165	0.178	0.116	0.174	0.216
1x300 RM/25	0.100	0.133	0.146	0.113	0.171	0.233
1x400 RM/35	0.0778	0.106	0.122	0.109	0.167	0.256
1x500 RM/35	0.0605	0.0849	0.0997	0.106	0.164	0.290
1x630 RM/50	0.0469	0.0658	0.0773	0.102	0.160	0.317

Current ratings: see current ratings page 85

Max. conductor temperature in continuous operation: 90°C

Max. conductor temperature in short circuit: 250°C

These cables also available with PE, halogen free and low smoke, chemical resistant, low smoke PVC, anti rodent and anti termite over sheath.

Technical data : see page 127

# 30kV WATER TIGHT POWER CABLES N2XS(FL)2Y



**CONSTRUCTION:**

Stranded and compacted copper conductor, inner semi conductor, XLPE insulation, outer semi conductor, Water blocking semi conducting tape, copper wire screen plus copper tape applied helically, water blocking tape, PE-AL-PE (AL copolymer coated) water tight tape applied longitudinally, PE outer sheath

**ABBREVIATION:**

Cu/SC/XLPE/SC/WBSCT/CWS/WBT/PE-AL-PE/PE

**STANDARD:**

IEC 60502-2, IEC 60228

**DIMENSIONAL AND MECHANICAL DATA:**

Number of cores x cross section / Screen cross section	Conductor diameter	Insulation thickness	Diameter over insulation	AL copolymer coated tape thickness	Outer sheath thickness	Overall diameter
No.xmm <sup>2</sup>	mm	mm	mm	mm	mm	mm
1x50 RM/16	8.2	8	26.2	0.3	2.1	35
1x70 RM/16	9.9	8	28	0.3	2.1	37
1x95 RM/16	11.2	8	29.2	0.3	2.2	38.5
1x120 RM/16	12.7	8	30.7	0.3	2.2	40
1x150 RM/25	14.3	8	32.3	0.3	2.3	42
1x185 RM/25	16	8	34	0.3	2.4	44
1x240 RM/25	18.4	8	36.5	0.3	2.5	46.5
1x300 RM/25	20.5	8	38.5	0.3	2.5	48.5
1x400 RM/35	23.3	8	41.3	0.3	2.6	51.5
1x500 RM/35	26.5	8	44.5	0.3	2.7	55
1x630 RM/50	30.2	8	48.2	0.3	2.9	59

**ELECTRICAL DATA:**

Number of cores x cross section / Screen cross section	Max. DC resistance of conductor at 20°C	Max. AC resistance of conductor at 90°C		Reactance		Capacitance
		Trefoil	Flat	Trefoil	Flat	
No.xmm <sup>2</sup>	Ω/km	Ω/km	Ω/km	Ω/km	Ω/km	μF/km
1x50 RM/16	0.387	0.496	0.508	0.140	0.199	0.130
1x70 RM/16	0.268	0.345	0.355	0.134	0.192	0.145
1x95 RM/16	0.193	0.249	0.259	0.129	0.187	0.156
1x120 RM/16	0.153	0.198	0.208	0.125	0.183	0.168
1x150 RM/25	0.124	0.163	0.177	0.121	0.179	0.182
1x185 RM/25	0.0991	0.131	0.145	0.117	0.176	0.196
1x240 RM/25	0.0754	0.101	0.114	0.113	0.171	0.216
1x300 RM/25	0.0601	0.0823	0.0944	0.109	0.167	0.233
1x400 RM/35	0.0470	0.0677	0.0831	0.105	0.163	0.256
1x500 RM/35	0.0366	0.0552	0.0695	0.099	0.157	0.290
1x630 RM/50	0.0283	0.0426	0.0537	0.096	0.155	0.317

Current ratings: see current ratings page 85

Max. conductor temperature in continuous operation: 90°C

Max. conductor temperature in short circuit: 250°C

Technical data : see page 127



# 30kV WATER TIGHT POWER CABLES N2XS(FL)2YRY



## CONSTRUCTION:

Stranded and compacted copper conductor, inner semi conductor, XLPE insulation, outer semi conductor, Water blocking semi conducting tape, copper wire screen plus copper tape applied helically, water blocking tape, PE-AL-PE (AL copolymer coated) water tight tape applied longitudinally, PE inner sheath, Aluminum wire armor, PVC outer sheath

## ABBREVIATION:

Cu/SC/XLPE/SC/WBSCT/CWS/WBT/PE-AL-PE/PE/AWA/PVC

## STANDARD:

IEC 60502-2, IEC 60228

## DIMENSIONAL AND MECHANICAL DATA:

Number of cores x cross section / Screen cross section	Conductor diameter	Insulation thickness	Diameter over insulation	AL copolymer coated tape thickness	Armor wire diameter	Outer sheath thickness	Overall diameter
No.xmm <sup>2</sup>	mm	mm	mm	mm	mm	mm	mm
1x50 RM/16	8.2	8	26.2	0.3	2	2.3	42
1x70 RM/16	9.9	8	28	0.3	2.5	2.4	45
1x95 RM/16	11.2	8	29.2	0.3	2.5	2.5	46.5
1x120 RM/16	12.7	8	30.7	0.3	2.5	2.5	48
1x150 RM/25	14.3	8	32.3	0.3	2.5	2.6	50
1x185 RM/25	16	8	34	0.3	2.5	2.6	52
1x240 RM/25	18.4	8	36.5	0.3	2.5	2.7	55
1x300 RM/25	20.5	8	38.5	0.3	2.5	2.8	57
1x400 RM/35	23.3	8	41.3	0.3	2.5	2.9	60
1x500 RM/35	26.5	8	44.5	0.3	3.15	3.1	65.5
1x630 RM/50	30.2	8	48.2	0.3	3.15	3.2	69.5

## ELECTRICAL DATA:

Number of cores x cross section / Screen cross section	Max. DC resistance of conductor at 20°C	Max. AC resistance of conductor at 90°C		Reactance		Capacitance
		Trefoil	Flat	Trefoil	Flat	
No.xmm <sup>2</sup>	Ω/km	Ω/km	Ω/km	Ω/km	Ω/km	μF/km
1x50 RM/16	0.387	0.496	0.508	0.152	0.210	0.130
1x70 RM/16	0.268	0.345	0.355	0.146	0.204	0.145
1x95 RM/16	0.193	0.249	0.259	0.141	0.199	0.156
1x120 RM/16	0.153	0.198	0.208	0.136	0.194	0.168
1x150 RM/25	0.124	0.163	0.177	0.132	0.190	0.182
1x185 RM/25	0.0991	0.131	0.145	0.128	0.186	0.196
1x240 RM/25	0.0754	0.101	0.114	0.123	0.181	0.216
1x300 RM/25	0.0601	0.0823	0.0944	0.119	0.177	0.233
1x400 RM/35	0.0470	0.0677	0.0831	0.115	0.173	0.256
1x500 RM/35	0.0366	0.0552	0.0695	0.111	0.169	0.290
1x630 RM/50	0.0283	0.0426	0.0537	0.107	0.165	0.317

Current ratings: see current ratings page 85

Max. conductor temperature in continuous operation: 90°C

Max. conductor temperature in short circuit: 250°C

Technical data : see page 127



# 30kV WATER TIGHT POWER CABLES N2XS(FL)2YBY



**CONSTRUCTION:**

Stranded and compacted copper conductor, inner semi conductor, XLPE insulation, outer semi conductor, Water blocking semi conducting tape, copper wire screen plus copper tape applied helically, water blocking tape, PE-AL-PE (AL copolymer coated) water tight tape applied longitudinally, PE inner sheath, Aluminum tape armor, PVC outer sheath

**ABBREVIATION:**

Cu/SC/XLPE/SC/WBSCT/CWS/WBT/PE-AL-PE/PE/ATA/PVC

**STANDARD:**

IEC 60502-2, IEC 60228

**DIMENSIONAL AND MECHANICAL DATA:**

Number of cores x cross section / Screen cross section	Conductor diameter	Insulation thickness	Diameter over insulation	AL copolymer coated tape thickness	Armor tape thickness	Outer sheath thickness	Overall diameter
No.xmm <sup>2</sup>	mm	mm	mm	mm	mm	mm	mm
1x50 RM/16	8.2	8	26.2	0.3	0.5	2.2	40
1x70 RM/16	9.9	8	28	0.3	0.5	2.3	42
1x95 RM/16	11.2	8	29.2	0.3	0.5	2.3	43
1x120 RM/16	12.7	8	30.7	0.3	0.5	2.4	45
1x150 RM/25	14.3	8	32.3	0.3	0.5	2.5	47
1x185 RM/25	16	8	34	0.3	0.5	2.5	49
1x240 RM/25	18.4	8	36.5	0.3	0.5	2.6	51.5
1x300 RM/25	20.5	8	38.5	0.3	0.5	2.7	54
1x400 RM/35	23.3	8	41.3	0.3	0.5	2.8	57
1x500 RM/35	26.5	8	44.5	0.3	0.5	2.9	60.5
1x630 RM/50	30.2	8	48.2	0.3	0.5	3.1	65

**ELECTRICAL DATA:**

Number of cores x cross section / Screen cross section	Max. DC resistance of conductor at 20°C	Max. AC resistance of conductor at 90°C		Reactance		Capacitance
		Trefoil	Flat	Trefoil	Flat	
No.xmm <sup>2</sup>	Ω/km	Ω/km	Ω/km	Ω/km	Ω/km	μF/km
1x50 RM/16	0.387	0.496	0.508	0.149	0.207	0.130
1x70 RM/16	0.268	0.345	0.355	0.142	0.200	0.145
1x95 RM/16	0.193	0.249	0.259	0.136	0.194	0.156
1x120 RM/16	0.153	0.198	0.208	0.132	0.190	0.168
1x150 RM/25	0.124	0.163	0.177	0.128	0.186	0.182
1x185 RM/25	0.0991	0.131	0.145	0.124	0.182	0.196
1x240 RM/25	0.0754	0.101	0.114	0.119	0.177	0.216
1x300 RM/25	0.0601	0.0823	0.0944	0.116	0.174	0.233
1x400 RM/35	0.0470	0.0677	0.0831	0.112	0.170	0.256
1x500 RM/35	0.0366	0.0552	0.0695	0.106	0.164	0.290
1x630 RM/50	0.0283	0.0426	0.0537	0.103	0.161	0.317

Current ratings: see current ratings page 85

Max. conductor temperature in continuous operation: 90°C

Max. conductor temperature in short circuit: 250°C

Technical data : see page 127

# 30kV WATER TIGHT POWER CABLES

## NA2XS(FL)2Y



**CONSTRUCTION:**

Stranded and compacted aluminum conductor, inner semi conductor, XLPE insulation, outer semi conductor, Water blocking semi conducting tape, copper wire screen plus copper tape applied helically, water blocking tape, PE-AL-PE (AL copolymer coated) water tight tape applied longitudinally, PE outer sheath

**ABBREVIATION:**

AL/SC/XLPE/SC/WBSCT/CWS/WBT/PE-AL-PE/PE

**STANDARD:**

IEC 60502-2, IEC 60228

**DIMENSIONAL AND MECHANICAL DATA:**

Number of cores x cross section / Screen cross section	Conductor diameter	Insulation thickness	Diameter over insulation	AL copolymer coated tape thickness	Outer sheath thickness	Overall diameter
No.xmm <sup>2</sup>	mm	mm	mm	mm	mm	mm
1x50 RM/16	8.2	8	26.2	0.3	2.1	35
1x70 RM/16	9.9	8	28	0.3	2.1	36.8
1x95 RM/16	11.2	8	29.2	0.3	2.2	38.3
1x120 RM/16	12.7	8	30.7	0.3	2.2	39.8
1x150 RM/25	14.3	8	32.3	0.3	2.3	42
1x185 RM/25	16	8	34	0.3	2.4	44
1x240 RM/25	18.4	8	36.5	0.3	2.5	46.5
1x300 RM/25	20.5	8	38.5	0.3	2.5	48.6
1x400 RM/35	23.3	8	41.3	0.3	2.6	51.6
1x500 RM/35	26.5	8	44.5	0.3	2.7	55
1x630 RM/50	30.2	8	48.2	0.3	2.9	59

**ELECTRICAL DATA:**

Number of cores x cross section / Screen cross section	Max. DC resistance of conductor at 20°C	Max. AC resistance of conductor at 90°C		Reactance		Capacitance
		Trefoil	Flat	Trefoil	Flat	
No.xmm <sup>2</sup>	Ω/km	Ω/km	Ω/km	Ω/km	Ω/km	μF/km
1x50 RM/16	0.641	0.825	0.836	0.140	0.199	0.130
1x70 RM/16	0.443	0.571	0.582	0.134	0.192	0.145
1x95 RM/16	0.320	0.413	0.423	0.129	0.187	0.156
1x120 RM/16	0.253	0.327	0.337	0.125	0.183	0.168
1x150 RM/25	0.206	0.269	0.283	0.121	0.179	0.182
1x185 RM/25	0.164	0.215	0.229	0.117	0.176	0.196
1x240 RM/25	0.125	0.165	0.178	0.113	0.171	0.216
1x300 RM/25	0.100	0.133	0.146	0.109	0.167	0.233
1x400 RM/35	0.0778	0.106	0.122	0.105	0.163	0.256
1x500 RM/35	0.0605	0.0849	0.0997	0.099	0.157	0.290
1x630 RM/50	0.0469	0.0658	0.0773	0.096	0.155	0.317

Current ratings: see current ratings page 85  
 Max. conductor temperature in continuous operation: 90°C  
 Max. conductor temperature in short circuit: 250°C  
 Technical data : see page 127

# 30kV WATER TIGHT POWER CABLES

## NA2XS(FL)2YRY



**CONSTRUCTION:**

Stranded and compacted aluminum conductor, inner semi conductor, XLPE insulation, outer semi conductor, Water blocking semi conducting tape, copper wire screen plus copper tape applied helically, water blocking tape, PE-AL-PE (AL copolymer coated) water tight tape applied longitudinally, PE inner sheath, Aluminum wire armor, PVC outer sheath

**ABBREVIATION:**

AL/SC/XLPE/SC/WBSCT/CWS/WBT/PE-AL-PE/PE/AWA/PVC

**STANDARD:**

IEC 60502-2, IEC 60228

**DIMENSIONAL AND MECHANICAL DATA:**

Number of cores x cross section / Screen cross section	Conductor diameter	Insulation thickness	Diameter over insulation	AL copolymer coated tape thickness	Armor wire diameter	Outer sheath thickness	Overall diameter
No.xmm <sup>2</sup>	mm	mm	mm	mm	mm	mm	mm
1x50 RM/16	8.2	8	26.2	0.3	2	2.3	42
1x70 RM/16	9.9	8	28	0.3	2.5	2.4	45
1x95 RM/16	11.2	8	29.2	0.3	2.5	2.5	46.5
1x120 RM/16	12.7	8	30.7	0.3	2.5	2.5	48
1x150 RM/25	14.3	8	32.3	0.3	2.5	2.6	50.2
1x185 RM/25	16	8	34	0.3	2.5	2.6	52.1
1x240 RM/25	18.4	8	36.5	0.3	2.5	2.7	54.7
1x300 RM/25	20.5	8	38.5	0.3	2.5	2.8	57.2
1x400 RM/35	23.3	8	41.3	0.3	2.5	2.9	60.2
1x500 RM/35	26.5	8	44.5	0.3	3.15	3.1	65.3
1x630 RM/50	30.2	8	48.2	0.3	3.15	3.2	69.5

**ELECTRICAL DATA:**

Number of cores x cross section / Screen cross section	Max. DC resistance of conductor at 20°C	Max. AC resistance of conductor at 90°C		Reactance		Capacitance
		Trefoil	Flat	Trefoil	Flat	
No.xmm <sup>2</sup>	Ω/km	Ω/km	Ω/km	Ω/km	Ω/km	μF/km
1x50 RM/16	0.641	0.825	0.836	0.152	0.210	0.130
1x70 RM/16	0.443	0.571	0.582	0.146	0.204	0.145
1x95 RM/16	0.320	0.413	0.423	0.141	0.199	0.156
1x120 RM/16	0.253	0.327	0.337	0.136	0.194	0.168
1x150 RM/25	0.206	0.269	0.283	0.132	0.190	0.182
1x185 RM/25	0.164	0.215	0.229	0.128	0.186	0.196
1x240 RM/25	0.125	0.165	0.178	0.123	0.181	0.216
1x300 RM/25	0.100	0.133	0.146	0.119	0.177	0.233
1x400 RM/35	0.0778	0.106	0.122	0.115	0.173	0.256
1x500 RM/35	0.0605	0.0849	0.0997	0.111	0.169	0.290
1x630 RM/50	0.0469	0.0658	0.0773	0.107	0.165	0.317

Current ratings: see current ratings page 85

Max. conductor temperature in continuous operation: 90°C

Max. conductor temperature in short circuit: 250°C

Technical data : see page 127

# 30kV WATER TIGHT POWER CABLES

## NA2XS(FL)2YBY



**CONSTRUCTION:**

Stranded and compacted aluminum conductor, inner semi conductor, XLPE insulation, outer semi conductor, Water blocking semi conducting tape, copper wire screen plus copper tape applied helically, water blocking tape, PE-AL-PE (AL copolymer coated) water tight tape applied longitudinally, PE inner sheath, Aluminum tape armor, PVC outer sheath

**ABBREVIATION:**

AL/SC/XLPE/SC/WBSCT/CWS/WBT/PE-AL-PE/PE/ATA/PVC

**STANDARD:**

IEC 60502-2, IEC 60228

**DIMENSIONAL AND MECHANICAL DATA:**

Number of cores x cross section / Screen cross section	Conductor diameter	Insulation thickness	Diameter over insulation	AL copolymer coated tape thickness	Armor tape thickness	Outer sheath thickness	Overall diameter
No.xmm <sup>2</sup>	mm	mm	mm	mm	mm	mm	mm
1x50 RM/16	8.2	8	26.2	0.3	0.5	2.2	39.7
1x70 RM/16	9.9	8	28	0.3	0.5	2.3	41.8
1x95 RM/16	11.2	8	29.2	0.3	0.5	2.3	43.1
1x120 RM/16	12.7	8	30.7	0.3	0.5	2.4	44.8
1x150 RM/25	14.3	8	32.3	0.3	0.5	2.5	47
1x185 RM/25	16	8	34	0.3	0.5	2.5	49
1x240 RM/25	18.4	8	36.5	0.3	0.5	2.6	51.5
1x300 RM/25	20.5	8	38.5	0.3	0.5	2.7	54
1x400 RM/35	23.3	8	41.3	0.3	0.5	2.8	57
1x500 RM/35	26.5	8	44.5	0.3	0.5	2.9	60.5
1x630 RM/50	30.2	8	48.2	0.3	0.5	3.1	65

**ELECTRICAL DATA:**

Number of cores x cross section / Screen cross section	Max. DC resistance of conductor at 20°C	Max. AC resistance of conductor at 90°C		Reactance		Capacitance
		Trefoil	Flat	Trefoil	Flat	
No.xmm <sup>2</sup>	Ω/km	Ω/km	Ω/km	Ω/km	Ω/km	μF/km
1x50 RM/16	0.641	0.825	0.836	0.149	0.207	0.130
1x70 RM/16	0.443	0.571	0.582	0.142	0.200	0.145
1x95 RM/16	0.320	0.413	0.423	0.136	0.194	0.156
1x120 RM/16	0.253	0.327	0.337	0.132	0.190	0.168
1x150 RM/25	0.206	0.269	0.283	0.128	0.186	0.182
1x185 RM/25	0.164	0.215	0.229	0.124	0.182	0.196
1x240 RM/25	0.125	0.165	0.178	0.119	0.177	0.216
1x300 RM/25	0.100	0.133	0.146	0.116	0.174	0.233
1x400 RM/35	0.0778	0.106	0.122	0.112	0.170	0.256
1x500 RM/35	0.0605	0.0849	0.0997	0.106	0.164	0.290
1x630 RM/50	0.0469	0.0658	0.0773	0.103	0.161	0.317

Current ratings: see current ratings page 85  
 Max. conductor temperature in continuous operation: 90°C  
 Max. conductor temperature in short circuit: 250°C  
 Technical data : see page 127

# 30kV POWER CABLES N2XSEY



## CONSTRUCTION:

Stranded and compacted copper conductor, inner semi conductor, XLPE insulation, outer semi conductor, Water blocking semi conducting tape, copper wire screen plus copper tape applied helically, polyester tape, PVC inner sheath, PVC outer sheath

## ABBREVIATION:

Cu/SC/XLPE/SC/WBSCT/CWS/PET/PVC/PVC

## STANDARD:

IEC 60502-2, IEC 60228, IEC 60332

## DIMENSIONAL AND MECHANICAL DATA:

Number of cores x cross section / Screen cross section	Conductor diameter	Insulation thickness	Diameter over insulation	Outer sheath thickness	Overall diameter
No.xmm <sup>2</sup>	mm	mm	mm	mm	mm
3x50 RM/16	8.2	8	25.6	3.3	72.5
3x70 RM/16	9.9	8	27.3	3.4	76.5
3x95 RM/16	11.2	8	28.6	3.5	79.5
3x120 RM/16	12.7	8	30.1	3.6	83
3x150 RM/25	14.3	8	31.7	3.8	88
3x185 RM/25	16	8	33.4	3.9	92
3x240 RM/25	18.4	8	35.8	4.1	97.5
3x300 RM/25	20.5	8	37.9	4.3	103
3x400 RM/35	23.3	8	40.7	4.5	110

## ELECTRICAL DATA:

Number of cores x cross section / Screen cross section	Max. DC resistance of conductor at 20°C	Max. AC resistance of conductor at 90°C	Reactance	Capacitance
No.xmm <sup>2</sup>	Ω/km	Ω/km	Ω/km	μF/km
3x50 RM/16	0.387	0.496	0.128	0.130
3x70 RM/16	0.268	0.345	0.122	0.145
3x95 RM/16	0.193	0.249	0.117	0.156
3x120 RM/16	0.153	0.198	0.113	0.168
3x150 RM/25	0.124	0.163	0.110	0.182
3x185 RM/25	0.0991	0.131	0.107	0.196
3x240 RM/25	0.0754	0.101	0.102	0.216
3x300 RM/25	0.0601	0.0823	0.099	0.233
3x400 RM/35	0.0470	0.0677	0.096	0.256

Current ratings: see current ratings page 85

Max. conductor temperature in continuous operation: 90°C

Max. conductor temperature in short circuit: 250°C

These cables also available with PE, halogen free and low smoke, chemical resistant, low smoke PVC, anti rodent and anti termite over sheath.

Technical data : see page 127

# 30kV POWER CABLES N2XSEYRY



## CONSTRUCTION:

Stranded and compacted copper conductor, inner semi conductor, XLPE insulation, outer semi conductor, Water blocking semi conducting tape, copper wire screen plus copper tape applied helically, polyester tape, PVC inner sheath, Steel wire armor, PVC outer sheath

## ABBREVIATION:

Cu/SC/XLPE/SC/WBSCT/CWS/PET/PVC/SWA/PVC

## STANDARD:

IEC 60502-2, IEC 60228, IEC 60332

## DIMENSIONAL AND MECHANICAL DATA:

Number of cores x cross section / Screen cross section	Conductor diameter	Insulation thickness	Diameter over insulation	Armor wire diameter	Outer sheath thickness	Overall diameter
No.xmm <sup>2</sup>	mm	mm	mm	mm	mm	mm
3x50 RM/16	8.2	8	25.6	4	3.6	81
3x70 RM/16	9.9	8	27.3	4	3.7	85
3x95 RM/16	11.2	8	28.6	4	3.8	88
3x120 RM/16	12.7	8	30.1	4	3.9	92
3x150 RM/25	14.3	8	31.7	4	4.1	97
3x185 RM/25	16	8	33.4	4	4.2	101
3x240 RM/25	18.4	8	35.8	4	4.4	107
3x300 RM/25	20.5	8	37.9	4	4.6	112
3x400 RM/35	23.3	8	40.7	5	4.9	121

## ELECTRICAL DATA:

Number of cores x cross section / Screen cross section	Max. DC resistance of conductor at 20°C	Max. AC resistance of conductor at 90°C	Reactance	Capacitance
No.xmm <sup>2</sup>	Ω/km	Ω/km	Ω/km	μF/km
3x50 RM/16	0.387	0.496	0.128	0.130
3x70 RM/16	0.268	0.345	0.122	0.145
3x95 RM/16	0.193	0.249	0.117	0.156
3x120 RM/16	0.153	0.198	0.113	0.168
3x150 RM/25	0.124	0.163	0.110	0.182
3x185 RM/25	0.0991	0.131	0.107	0.196
3x240 RM/25	0.0754	0.101	0.102	0.216
3x300 RM/25	0.0601	0.0823	0.099	0.233
3x400 RM/35	0.0470	0.0677	0.096	0.256

Current ratings: see current ratings page 85

Max. conductor temperature in continuous operation: 90°C

Max. conductor temperature in short circuit: 250°C

These cables also available with PE, halogen free and low smoke, chemical resistant, low smoke PVC, anti rodent and anti termite over sheath.

Technical data : see page 127

# 30kV POWER CABLES N2XSEYBY



## CONSTRUCTION:

Stranded and compacted copper conductor, inner semi conductor, XLPE insulation, outer semi conductor, Water blocking semi conducting tape, copper wire screen plus copper tape applied helically, polyester tape, PVC inner sheath, Steel tape armor, PVC outer sheath

## ABBREVIATION:

Cu/SC/XLPE/SC/WBSCT/CWS/PET/PVC/STA/PVC

## STANDARD:

IEC 60502-2, IEC 60228, IEC 60332

## DIMENSIONAL AND MECHANICAL DATA:

Number of cores x cross section / Screen cross section	Conductor diameter	Insulation thickness	Diameter over insulation	Aarmor tape thickness	Outer sheath thickness	Overall diameter
No.xmm <sup>2</sup>	mm	mm	mm	mm	mm	mm
3x50 RM/16	8.2	8	25.6	0.5	3.4	74.5
3x70 RM/16	9.9	8	27.3	0.5	3.5	78.5
3x95 RM/16	11.2	8	28.6	0.8	3.6	83
3x120 RM/16	12.7	8	30.1	0.8	3.8	86.5
3x150 RM/25	14.3	8	31.7	0.8	3.9	91.5
3x185 RM/25	16	8	33.4	0.8	4.1	95.5
3x240 RM/25	18.4	8	35.8	0.8	4.2	101
3x300 RM/25	20.5	8	37.9	0.8	4.4	106.5
3x400 RM/35	23.3	8	40.7	0.8	4.6	113

## ELECTRICAL DATA:

Number of cores x cross section / Screen cross section	Max. DC resistance of conductor at 20°C	Max. AC resistance of conductor at 90°C	Reactance	Capacitance
No.xmm <sup>2</sup>	Ω/km	Ω/km	Ω/km	μF/km
3x50 RM/16	0.387	0.496	0.128	0.130
3x70 RM/16	0.268	0.345	0.122	0.145
3x95 RM/16	0.193	0.249	0.117	0.156
3x120 RM/16	0.153	0.198	0.113	0.168
3x150 RM/25	0.124	0.163	0.110	0.182
3x185 RM/25	0.0991	0.131	0.107	0.196
3x240 RM/25	0.0754	0.101	0.102	0.216
3x300 RM/25	0.0601	0.0823	0.099	0.233
3x400 RM/35	0.0470	0.0677	0.096	0.256

Current ratings: see current ratings page 85

Max. conductor temperature in continuous operation: 90°C


Max. conductor temperature in short circuit: 250°C

These cables also available with PE, halogen free and low smoke, chemical resistant, low smoke PVC, anti rodent and anti termite over sheath.

Technical data : see page 127



# 30kV POWER CABLES NA2XSEY



## CONSTRUCTION:

Stranded and compacted aluminum conductor, inner semi conductor, XLPE insulation, outer semi conductor, Water blocking semi conducting tape, copper wire screen plus copper tape applied helically, polyester tape, PVC inner sheath, PVC outer sheath

## ABBREVIATION:

AL/SC/XLPE/SC/WBSCT/CWS/PET/PVC/PVC

## STANDARD:

IEC 60502-2, IEC 60228, IEC 60332

## DIMENSIONAL AND MECHANICAL DATA:

Number of cores x cross section / Screen cross section	Conductor diameter	Insulation thickness	Diameter over insulation	Outer sheath thickness	Overall diameter
No.xmm <sup>2</sup>	mm	mm	mm	mm	mm
3x50 RM/16	8.2	8	25.6	3.3	72.5
3x70 RM/16	9.9	8	27.3	3.4	76.5
3x95 RM/16	11.2	8	28.6	3.5	79.5
3x120 RM/16	12.7	8	30.1	3.6	83
3x150 RM/25	14.3	8	31.7	3.8	88
3x185 RM/25	16	8	33.4	3.9	92
3x240 RM/25	18.4	8	35.8	4.1	97.5
3x300 RM/25	20.5	8	37.9	4.3	103
3x400 RM/35	23.3	8	40.7	4.5	110

## ELECTRICAL DATA:

Number of cores x cross section / Screen cross section	Max. DC resistance of conductor at 20°C	Max. AC resistance of conductor at 90°C	Reactance	Capacitance
No.xmm <sup>2</sup>	Ω/km	Ω/km	Ω/km	μF/km
3x50 RM/16	0.641	0.825	0.128	0.130
3x70 RM/16	0.443	0.571	0.122	0.145
3x95 RM/16	0.320	0.413	0.117	0.156
3x120 RM/16	0.253	0.327	0.113	0.168
3x150 RM/25	0.206	0.269	0.110	0.182
3x185 RM/25	0.164	0.215	0.107	0.196
3x240 RM/25	0.125	0.165	0.102	0.216
3x300 RM/25	0.100	0.133	0.099	0.233
3x400 RM/35	0.0778	0.106	0.096	0.256

Current ratings: see current ratings page 85

Max. conductor temperature in continuous operation: 90°C

Max. conductor temperature in short circuit: 250°C

These cables also available with PE, halogen free and low smoke, chemical resistant, low smoke PVC, anti rodent and anti termite over sheath.

Technical data : see page 127

# 30kV POWER CABLES NA2XSEYRY



**CONSTRUCTION:**

Stranded and compacted aluminum conductor, inner semi conductor, XLPE insulation, outer semi conductor, Water blocking semi conducting tape, copper wire screen plus copper tape applied helically, polyester tape, PVC inner sheath, Steel wire armor, PVC outer sheath

**ABBREVIATION:**

AL/SC/XLPE/SC/WBSCT/CWS/PET/PVC/SWA/PVC

**STANDARD:**

IEC 60502-2, IEC 60228, IEC 60332

**DIMENSIONAL AND MECHANICAL DATA:**

Number of cores x cross section / Screen cross section	Conductor diameter	Insulation thickness	Diameter over insulation	Armor wire diameter	Outer sheath thickness	Overall diameter
No.xmm <sup>2</sup>	mm	mm	mm	mm	mm	mm
3x50 RM/16	8.2	8	25.6	4	3.6	81
3x70 RM/16	9.9	8	27.3	4	3.7	85
3x95 RM/16	11.2	8	28.6	4	3.8	88
3x120 RM/16	12.7	8	30.1	4	3.9	92
3x150 RM/25	14.3	8	31.7	4	4.1	97
3x185 RM/25	16	8	33.4	4	4.2	101
3x240 RM/25	18.4	8	35.8	4	4.4	107
3x300 RM/25	20.5	8	37.9	4	4.6	112
3x400 RM/35	23.3	8	40.7	5	4.9	121

**ELECTRICAL DATA:**

Number of cores x cross section / Screen cross section	Max. DC resistance of conductor at 20°C	Max. AC resistance of conductor at 90°C	Reactance	Capacitance
No.xmm <sup>2</sup>	Ω/km	Ω/km	Ω/km	μF/km
3x50 RM/16	0.641	0.825	0.128	0.130
3x70 RM/16	0.443	0.571	0.122	0.145
3x95 RM/16	0.320	0.413	0.117	0.156
3x120 RM/16	0.253	0.327	0.113	0.168
3x150 RM/25	0.206	0.269	0.110	0.182
3x185 RM/25	0.164	0.215	0.107	0.196
3x240 RM/25	0.125	0.165	0.102	0.216
3x300 RM/25	0.100	0.133	0.099	0.233
3x400 RM/35	0.0778	0.106	0.096	0.256

Current ratings: see current ratings page 85


Max. conductor temperature in continuous operation: 90°C

Max. conductor temperature in short circuit: 250°C

These cables also available with PE, halogen free and low smoke, chemical resistant, low smoke PVC, anti rodent and anti termite over sheath.

Technical data : see page 127

# 30kV POWER CABLES NA2XSEYBY



## CONSTRUCTION:

Stranded and compacted aluminum conductor, inner semi conductor, XLPE insulation, outer semi conductor, Water blocking semi conducting tape, copper wire screen plus copper tape applied helically, polyester tape, PVC inner sheath, Steel tape armor, PVC outer sheath

## ABBREVIATION:

AL/SC/XLPE/SC/WBSCT/CWS/PET/PVC/STA/PVC

## STANDARD:

IEC 60502-2, IEC 60228, IEC 60332

## DIMENSIONAL AND MECHANICAL DATA:

Number of cores x cross section / Screen cross section	Conductor diameter	Insulation thickness	Diameter over insulation	Armor tape thickness	Outer sheath thickness	Overall diameter
No.xmm <sup>2</sup>	mm	mm	mm	mm	mm	mm
3x50 RM/16	8.2	8	25.6	0.5	3.4	74.5
3x70 RM/16	9.9	8	27.3	0.5	3.5	78.5
3x95 RM/16	11.2	8	28.6	0.8	3.6	83
3x120 RM/16	12.7	8	30.1	0.8	3.8	86.5
3x150 RM/25	14.3	8	31.7	0.8	3.9	91.5
3x185 RM/25	16	8	33.4	0.8	4.1	95.5
3x240 RM/25	18.4	8	35.8	0.8	4.2	101
3x300 RM/25	20.5	8	37.9	0.8	4.4	106.5
3x400 RM/35	23.3	8	40.7	0.8	4.6	113

## ELECTRICAL DATA:

Number of cores x cross section / Screen cross section	Max. DC resistance of conductor at 20°C	Max. AC resistance of conductor at 90°C	Reactance	Capacitance
No.xmm <sup>2</sup>	Ω/km	Ω/km	Ω/km	μF/km
3x50 RM/16	0.641	0.825	0.128	0.130
3x70 RM/16	0.443	0.571	0.122	0.145
3x95 RM/16	0.320	0.413	0.117	0.156
3x120 RM/16	0.253	0.327	0.113	0.168
3x150 RM/25	0.206	0.269	0.110	0.182
3x185 RM/25	0.164	0.215	0.107	0.196
3x240 RM/25	0.125	0.165	0.102	0.216
3x300 RM/25	0.100	0.133	0.099	0.233
3x400 RM/35	0.0778	0.106	0.096	0.256

Current ratings: see current ratings page 85

Max. conductor temperature in continuous operation: 90°C

Max. conductor temperature in short circuit: 250°C

These cables also available with PE, halogen free and low smoke, chemical resistant, low smoke PVC, anti rodent and anti termite over sheath.

Technical data : see page 127